



AVTECH ELECTROSYSTEMS LTD.

NANOSECOND WAVEFORM ELECTRONICS
SINCE 1975

☐ P.O. BOX 265
OGDENSBURG, NY
U.S.A. 13669-0265

TEL: 888-670-8729 (USA & Canada) or +1-613-686-6675 (Intl)
FAX: 800-561-1970 (USA & Canada) or +1-613-686-6679 (Intl)

info@avtechpulse.com - <http://www.avtechpulse.com/>

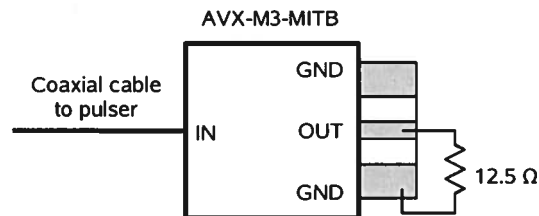
☒ BOX 5120, LCD MERIVALE
OTTAWA, ONTARIO
CANADA K2C 3H4

INSTRUCTIONS

MODEL AVX-M3-MITB

The AVX-M3-MITB transformer is designed to be used with the AVR-E5-B-MITC pulse generator to provide up to +50 Volt pulses to a 12.5 Ohm load (i.e. 4 Amps). The 12.5 Ohm load should be soldered between the centre conductor and either ground pad of the output microstrip line.

CAUTION: Use minimal heat when soldering to the transformer.

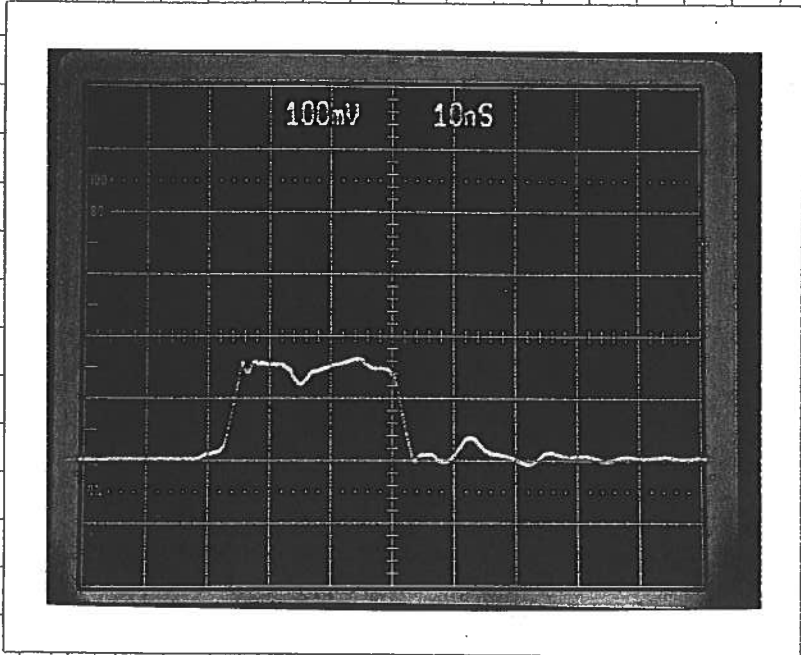
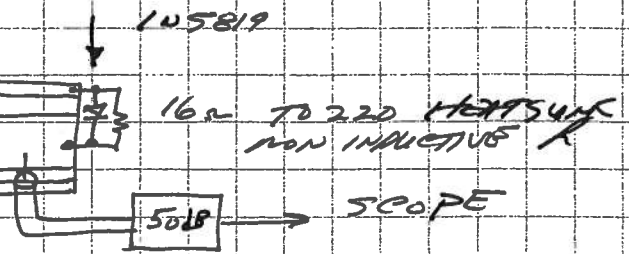


The AVR-E5-B-MITC is not back matched and the input impedance to the AVX-M3 is an imperfect 50 Ohms and so it is recommended that a 50 Ohm delay line of at least 8 feet be placed between the AVR-E5-B-MITC output and the AVX-M3 input, so as to delay any reflections relative to the main pulse (see 1) and 2) below). The reflections may be further reduced by placing a Schottky diode or FRD across the load (see 3). Note however that at or near the maximum duty cycle (2 MHz, 30 ns), the shunt diode cannot be used because level shifting in the AC coupled circuits causes overloading of the AVR-E5-B-MITC output.

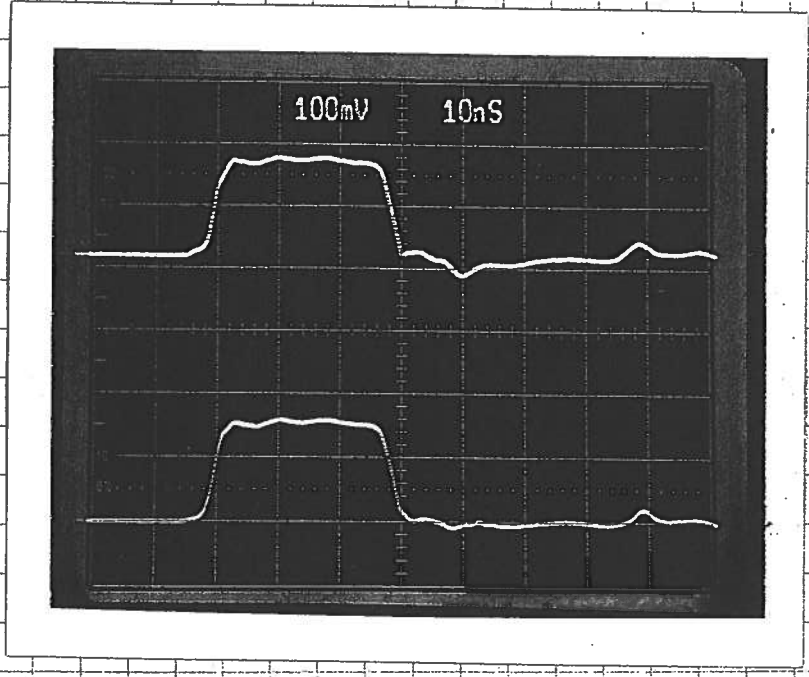
AVK-55-B
- MITC
PDR = 100KHz

DL
 $Z_0 = 50\Omega$

AVV-1A3-
MITB



① DL $\approx 9''$
& NO 1N5819



② AS ① BUT WITH DL 9'

③ AS ② BUT WITH 1N5819.

MAY 1 09
[Signature]