



info@avtechpulse.com
http://www.avtechpulse.com/

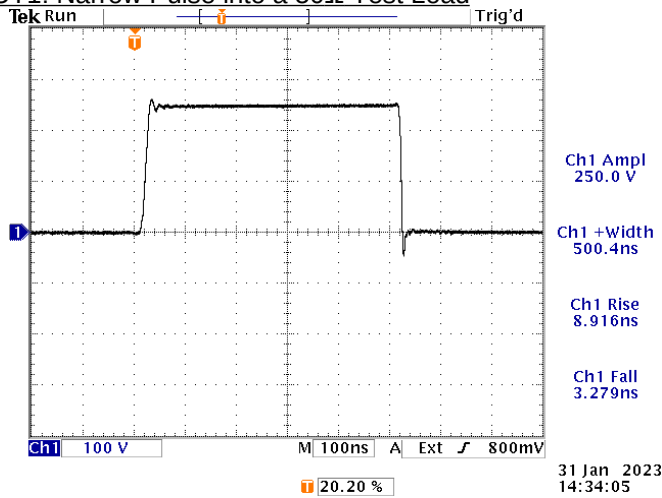
Tel: 888-670-8729 (USA & Canada)
or +1-613-686-6675 (Worldwide)

BOX 5120, LCD MERIVALE
OTTAWA, CANADA K2C3H5

PERFORMANCE CHECKSHEET

Model: AVR-3-PW-TEK3-B-P
Type: High-Speed Current Probe Test System
S.N.: 13928
Date: January 31, 2023

OUT1: Narrow Pulse into a 50Ω Test Load

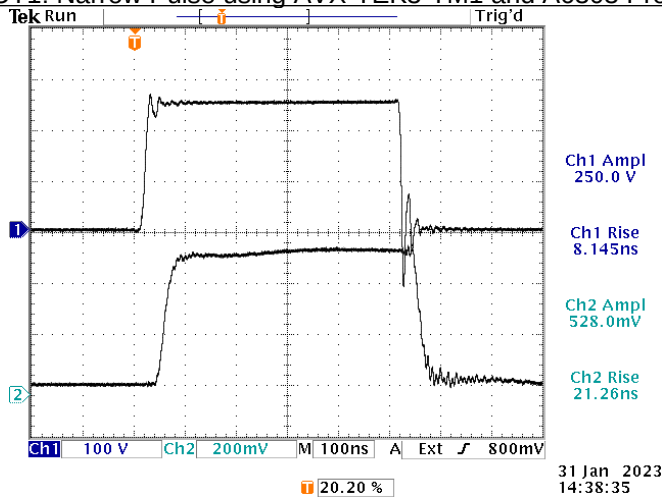


- a) Output Signal Amplitude (to 50Ω):
OUT1: 0 to +250V (+5A max.)
OUT2: 0 to +50 V (+1A max.)
- b) Pulse Width:
OUT1: 250 ns to 250 us
OUT1: 50 ns to 200 ns
- c) Rise Time (20-80%):
OUT1: < 10 ns
OUT2: < 0.5 ns
- d) Fall Time (80-20%):
OUT1: < 10 ns
OUT2: < 0.5 ns

Output of "OUT1" connector, terminated into an external 50 Ohm test load. Viewed with TDS3052 scope. 100V/div, 100 ns/div. 10 Hz.

- e) PRF: 0 - 10 kHz
- f) Jitter, Stability: OK

OUT1: Narrow Pulse using AVX-TEK3-TM1 and A6303 Probe



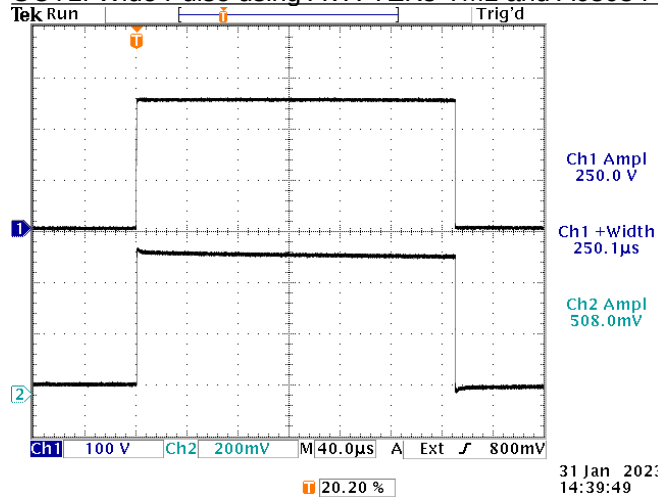
- g) Prime Power: 100-240V AC, 50-60 Hz.

Top: +250V voltage waveform (measured at clamping cable).
Bottom: Output of A6303 probe, viewed with TDS3052 scope.
The A6303 probe is clamped to the shorting cable.

The current probes used in obtaining these waveforms are not calibrated, and are for examples purposes only. The amplitudes from the probes may be well out of tolerance.

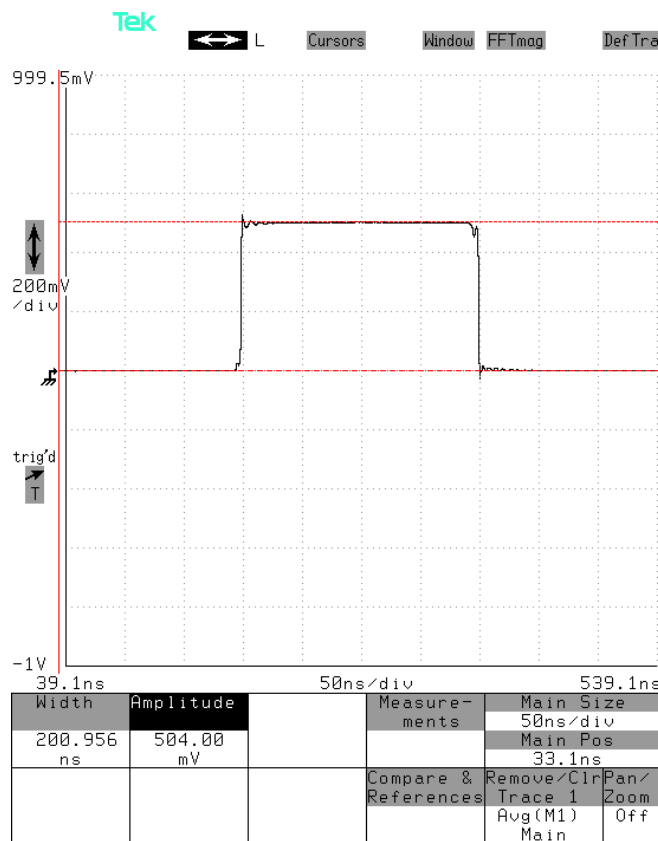
All rise/fall references levels: 20%, 80%.

OUT1: Wide Pulse using AVX-TEK3-TM1 and A6303 Probe

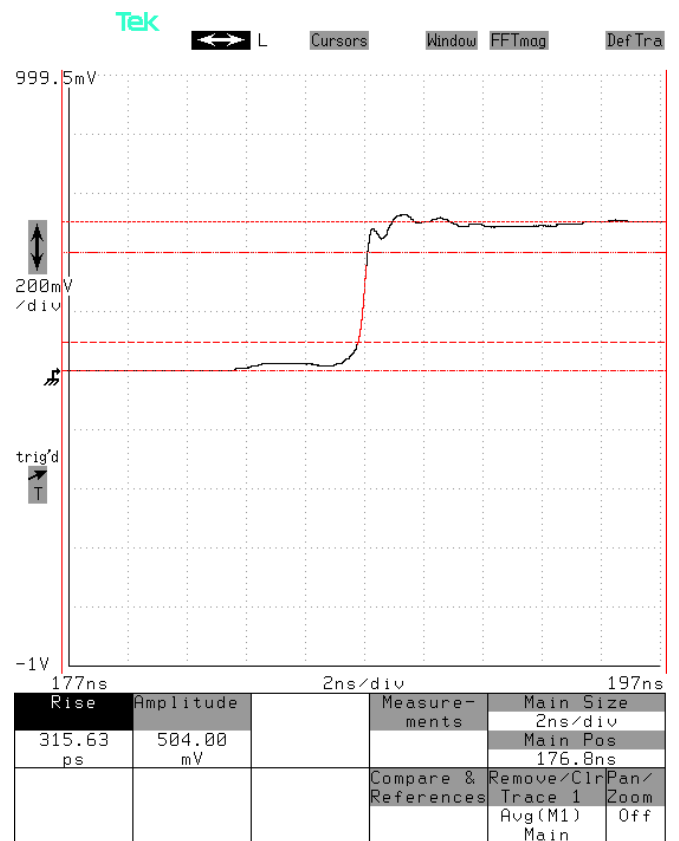


Top: +250V voltage waveform (measured at clamping cable). Bottom: Output of A6303 probe, viewed with TDS3052 scope. The A6303 probe is clamped to the shorting cable.

OUT2: 100 ns Pulse into a 50Ω Test Load



20 V/div (200 mV/div x 40 dB), 50 ns/div. "OUT2" into a sampling oscilloscope.



Same, but scaled at 2 ns / div to show rising edge.

OUT2: 200 ns Pulse using AVX-TEK3-TM2 and P6042 Probe

