



P.O. BOX 265
OGDENSBURG, NY
U.S.A. 13669-0265

TEL: 888-670-8729 (USA & Canada) or +1-613-686-6675 (Intl)
FAX: 800-561-1970 (USA & Canada) or +1-613-686-6679 (Intl)

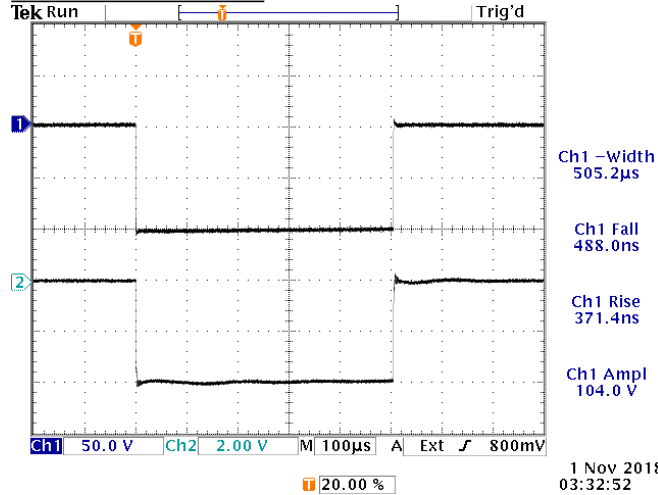
BOX 5120, LCD MERIVALE
OTTAWA, ONTARIO
CANADA K2C 3H5

info@avtechpulse.com - http://www.avtechpulse.com/

PERFORMANCE CHECKSHEET

Model: AVO-8E3-B-AC03-AK3-AK9-VXI-R6-N-WCA
Type: High-Current Pulsed-Voltage Laser Diode Driver
S.N.: 13790
Date: November 2, 2018

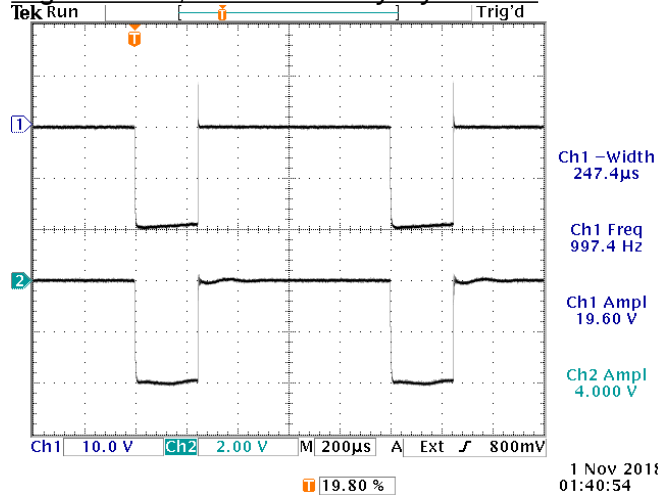
Rise/Fall Time Test



Top: OUT, -200A into an AV-HTL-0R5 load (0.52Ω).
Bottom: Current monitor output, into open circuit.

- a) Output Signal Amplitude: 0 to -100V, to 0.5Ω
- b) Pulse Width (FWHM): 10 us – 50 ms
- c) Rise Time (20%-80%): < 2.5 us
- d) Fall Time (80%-20%): < 2.5 us
- e) PRF: 1 Hz – 1 kHz
- f) Jitter, Stability: OK
- g) Prime Power: 100-240V AC, 50-60 Hz.

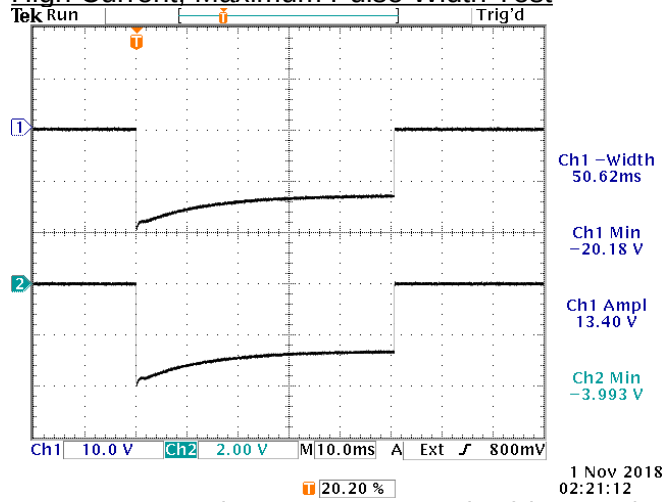
High Current, Maximum Duty Cycle Test



Top: OUT, -200A into an AV-HTL-0R1 load (0.0975Ω).
Bottom: Current monitor output, into open circuit.

20%-80% reference levels.

High Current, Maximum Pulse Width Test



Top: OUT, -200A into an AV-HTL-0R1 load (0.0975Ω), using an XHR 20-130 as the DC power supply. The initial 200A surge is provided by the capacitor banks of the AVO-8E3, but the current then tapers to the -130A limit of the XHR 20-130 (as expected).

To obtain a full -200A / 50 ms pulse, a DC power supply with a peak current rating of > 200A is required.

Bottom: Current monitor output, into open circuit.