



P.O. BOX 265
OGDENSBURG, NY
U.S.A. 13669-0265

TEL: 888-670-8729 (USA & Canada) or +1-613-686-6675 (Intl)
FAX: 800-561-1970 (USA & Canada) or +1-613-686-6679 (Intl)

BOX 5120, LCD MERIVALE
OTTAWA, ONTARIO
CANADA K2C 3H5

info@avtechpulse.com - http://www.avtechpulse.com/

PERFORMANCE CHECKSHEET

Model: AVR-CC2-B-MSB
Type: Semiconductor Device Tester
S.N.: 13139
Date: April 4, 2014

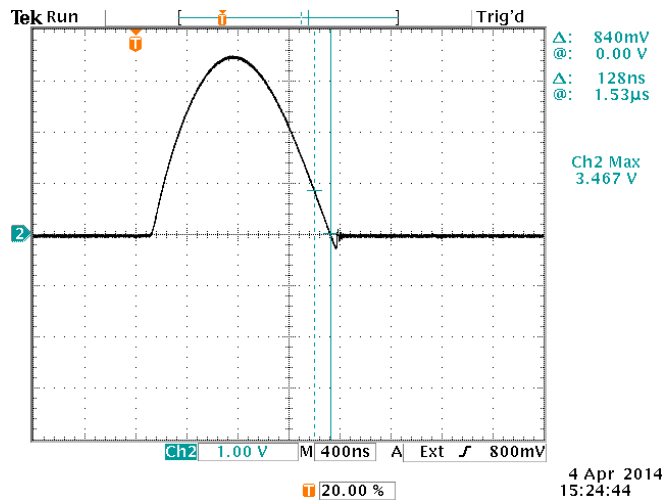
Output Amplitude: +15 to +150V
Pulse Width (FWHM): 2.5 us
Max. forward current: +80 A
Max. reverse current: -40 A
PRF: 1 - 10 Hz
Jitter, Stability: OK
Prime Power: 100-240V AC, 50-60 Hz.

Basic specifications: →

Test Waveforms

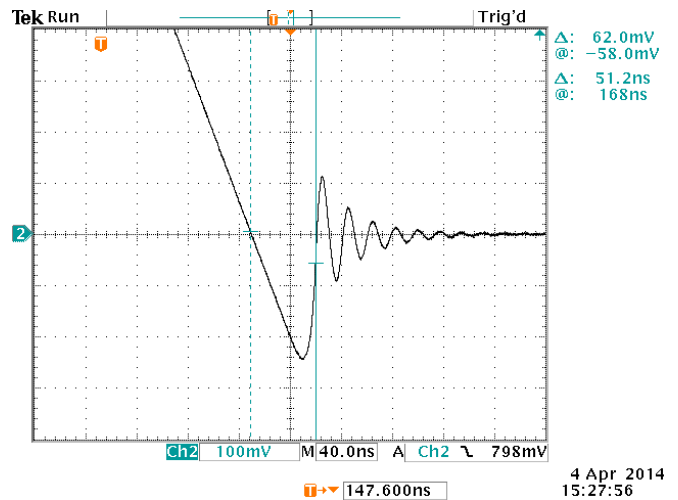
1N6306 in AVX-CC2-MS1 jig, HV = +110V,
400 ns/div, 20 A/div (= 1 V/div ÷ 50 mV/A)

Same waveform, scaled to show t_{RR}:
40 ns/div, 2 A/div (= 100 mV/div ÷ 50 mV/A)



$$di/dt = (840 \text{ mV} \div 50 \text{ mV/A}) / 0.128 \text{ us} = 131.25 \text{ A/us}$$

$$I_{FM} = 3.467 \text{ V} \div 50 \text{ mV/A} = 69.34 \text{ A}$$

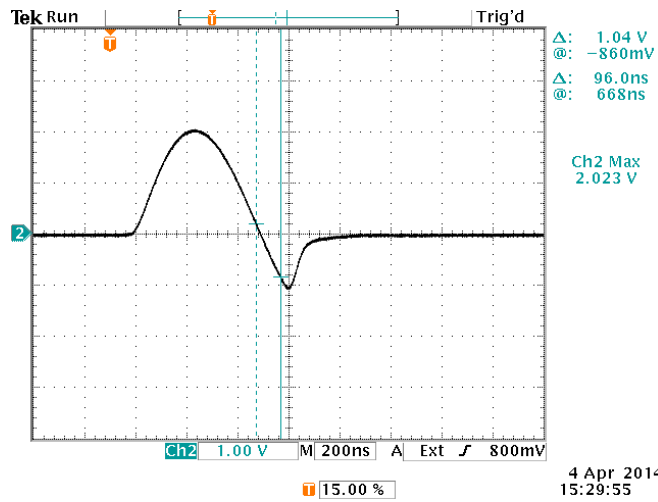


$$t_{RR} = 51.2 \text{ ns.}$$

MIL-PRF-19500/550C specified a maximum t_{RR} of 60 ns under these conditions.

“MSC 1231 D0851GM” in AVX-CC2-MS2 jig,
 HV = +110V,

200 ns/div, 20 A/div (= 1 V/div ÷ 50 mV/A)

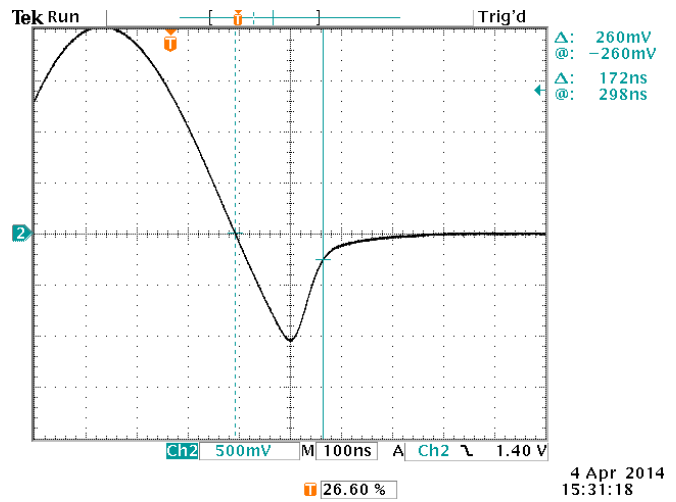


$$dI/dt = (1.04V \div 50 \text{ mV/A}) / 0.096 \text{ us} = 216.7 \text{ A/us}$$

$$I_{FM} = 2.023V \div 50 \text{ mV/A} = 40.46 \text{ A}$$

Same waveform, scaled to show t_{RR}:

100 ns/div, 10 A/div (= 500 mV/div ÷ 50 mV/A)



$$t_{RR} = 172 \text{ ns}$$