



P.O. BOX 265
OGDENSBURG, NY
U.S.A. 13669-0265

TEL: 888-670-8729 (USA & Canada) or +1-613-226-5772 (Intl)
FAX: 800-561-1970 (USA & Canada) or +1-613-226-2802 (Intl)

BOX 5120, LCD MERIVALE
OTTAWA, ONTARIO
CANADA K2C 3H4

info@avtechpulse.com - http://www.avtechpulse.com/

PERFORMANCE CHECKSHEET

Model: AVO-9E-B-P1B-T1B-HC-P
Type: Ultra-High-Speed Laser Diode Driver
S.N.: 11506
Date: June 15, 2006

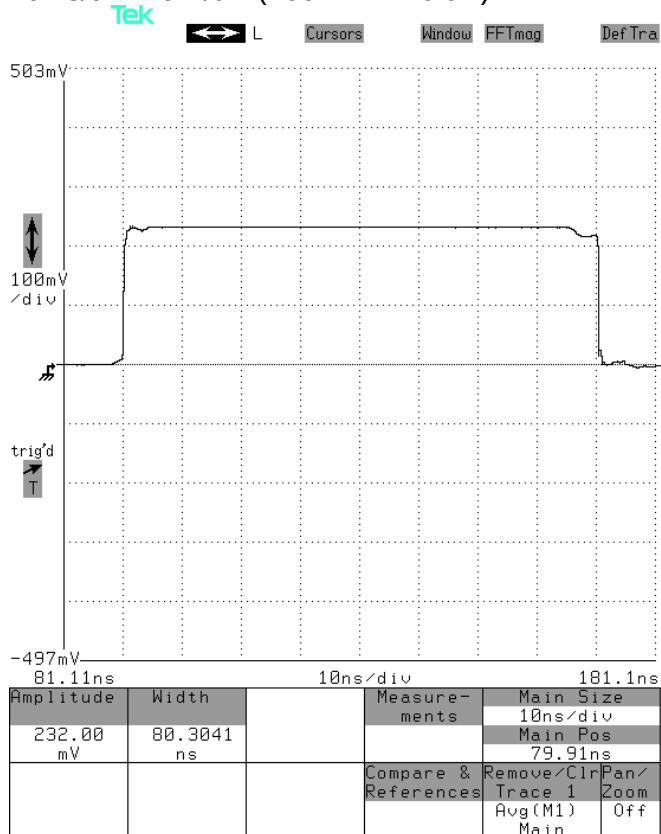
Output Amplitude: 0 to +23V, to 50Ω
Pulse Width (FWHM): 10 ns – 200 ns
Rise Time (20%-80%): ≤ 300 ps
Fall Time (80%-20%): ≤ 300 ps
PRF: 1 Hz - 10 MHz
Jitter, Stability: OK
Prime Power: 100-240V AC, 50-60 Hz.

Basic specifications: →

Test Waveforms

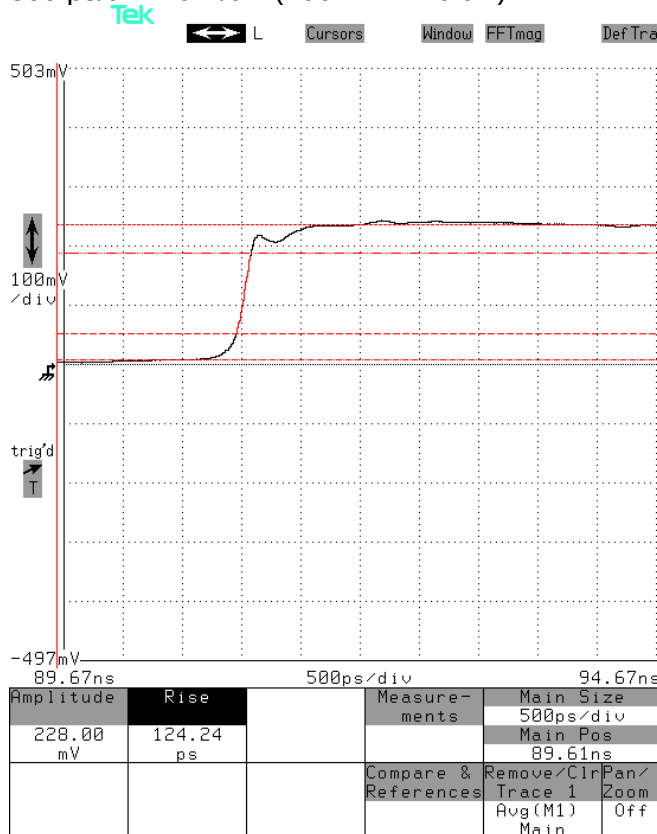
Mainframe output, into 50 Ohms, at 100 kHz PRF and 80 ns pulse width:

10 ns/div. 10 V/div (100 mV × 40 dB):



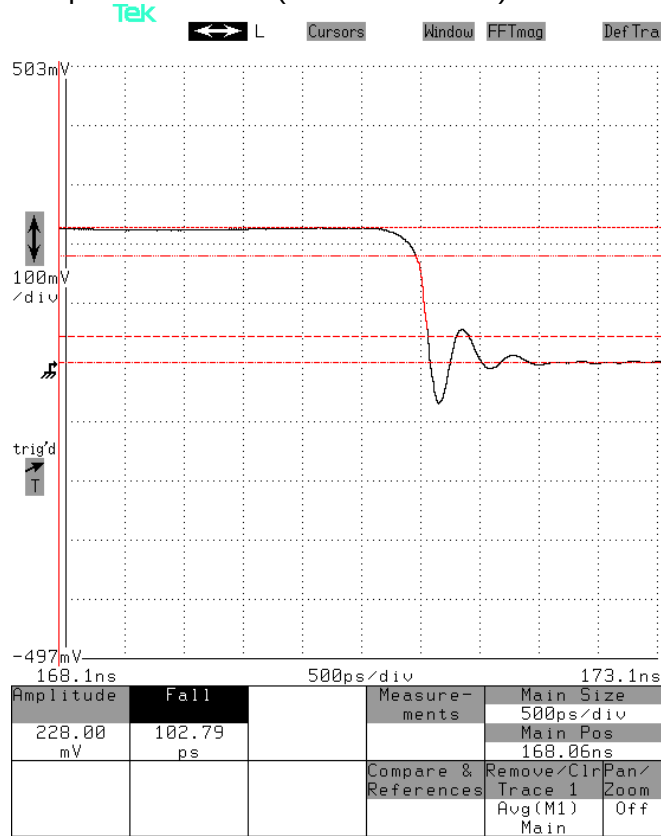
Rising edge of the previous waveform:

500 ps/div. 10 V/div (100 mV × 40 dB):



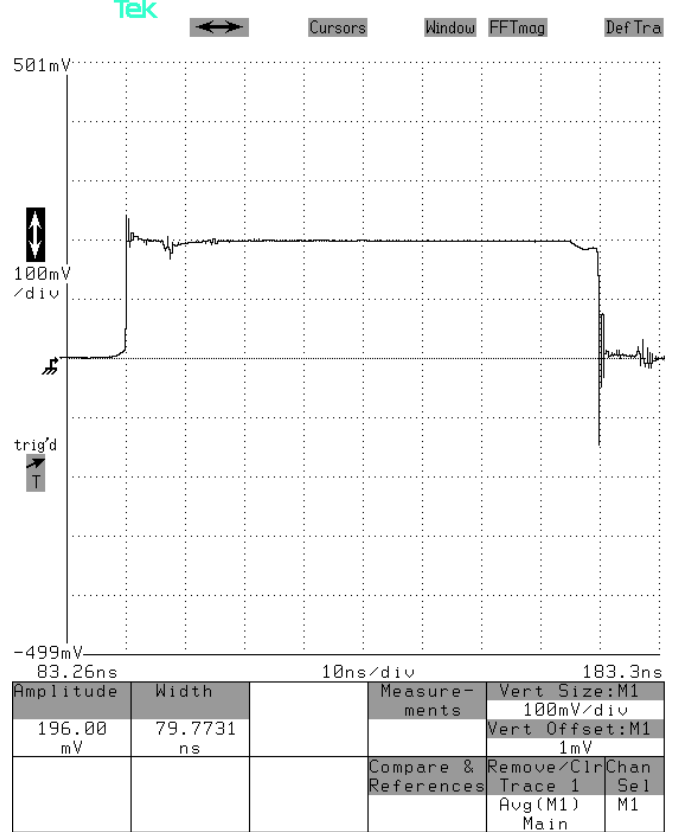
Falling edge of the previous waveform:

500 ps/div. 10 V/div (100 mV × 40 dB):



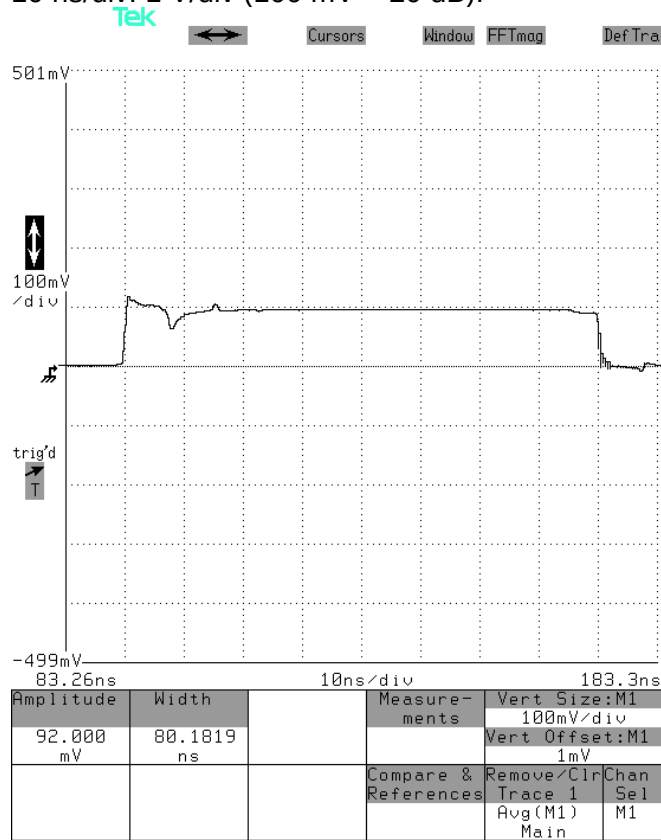
“MI” output of AVX-S1-P1B-T1B, into 50 Ohms, at 100 kHz PRF and 80 ns pulse width:

10 ns/div. 1 V/div (100 mV × 20 dB):



“MI” output of AVX-S1-P1B-T1B-HC, into 50 Ohms, at 100 kHz PRF and 80 ns pulse width:

10 ns/div. 1 V/div (100 mV × 20 dB):



The current-doubling transformer adds some reflections to the waveform. The reflections can be reduced to some extent by using long lengths of cable between the mainframe and the output module (suggested length in feet = PW in ns divided by 3). This may degrade the rise time, however.