



info@avtechpulse.com
http://www.avtechpulse.com/

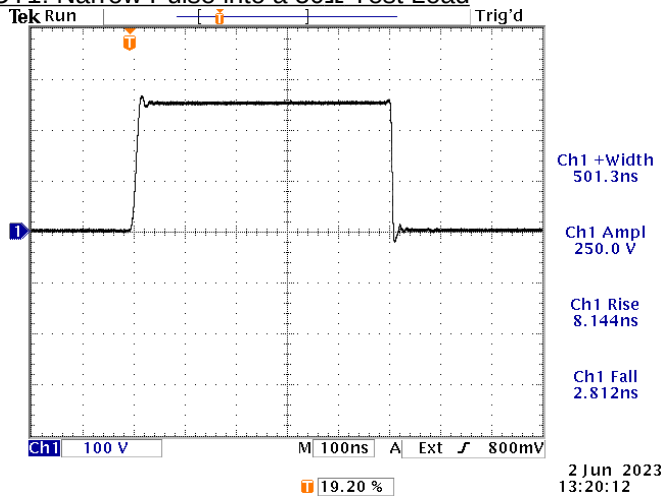
Tel: 888-670-8729 (USA & Canada)
or +1-613-686-6675 (Worldwide)

BOX 5120, LCD MERIVALE
OTTAWA, CANADA K2C3H5

PERFORMANCE CHECKSHEET

Model: AVR-3-PW-TEK3-B-P-CT
Type: High-Speed Current Probe Test System
S.N.: 14346
Date: June 2, 2023

OUT1: Narrow Pulse into a 50Ω Test Load

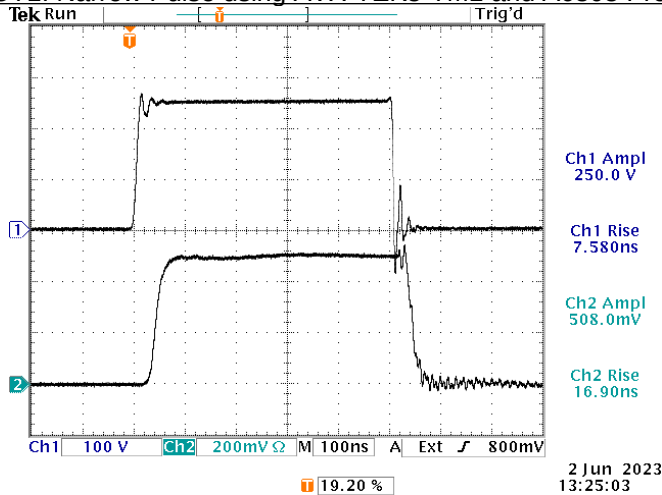


- a) Output Signal Amplitude (to 50Ω):
OUT1: 0 to +250V (+5A max.)
OUT2: 0 to +50 V (+1A max.)
- b) Pulse Width:
OUT1: 250 ns to 250 us
OUT1: 50 ns to 200 ns
- c) Rise Time (20-80%):
OUT1: < 10 ns
OUT2: < 0.5 ns
- d) Fall Time (80-20%):
OUT1: < 10 ns
OUT2: < 0.5 ns

Output of "OUT1" connector, terminated into an external 50 Ohm test load. Viewed with TDS3052 scope. 100V/div, 100 ns/div. 10 Hz.

- e) PRF: 0 - 10 kHz
- f) Jitter, Stability: OK

OUT1: Narrow Pulse using AVX-TEK3-TM1 and A6303 Probe



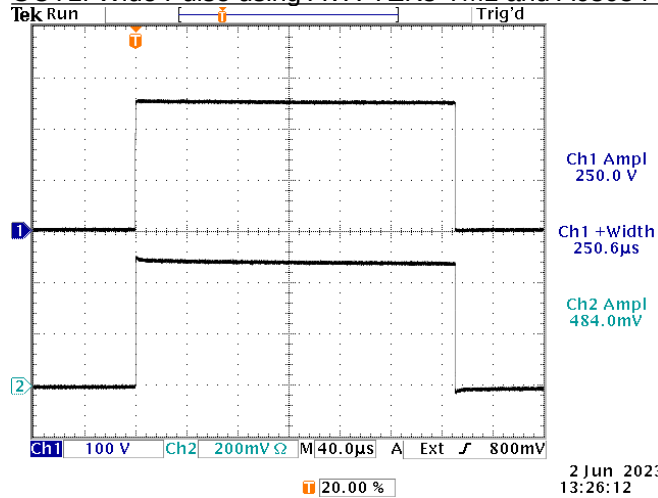
- g) Prime Power: 100-240V AC, 50-60 Hz.

Top: +250V voltage waveform (measured at clamping cable).
Bottom: Output of A6303 probe, viewed with TDS3052 scope.
The A6303 probe is clamped to the shorting cable.

The current probes used in obtaining these waveforms are not calibrated, and are for examples purposes only. The amplitudes from the probes may be out of tolerance.

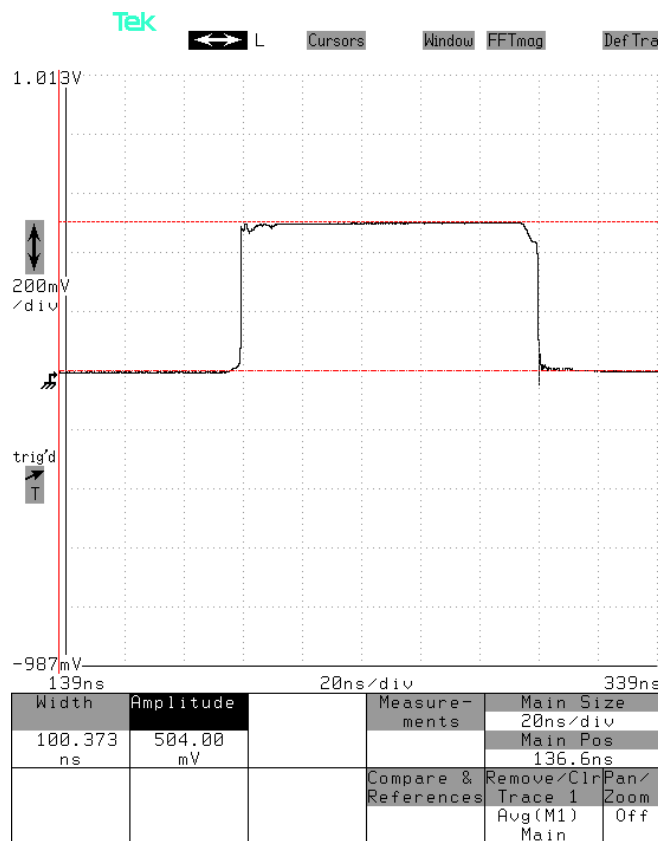
All rise/fall references levels: 20%, 80%.

OUT1: Wide Pulse using AVX-TEK3-TM1 and A6303 Probe

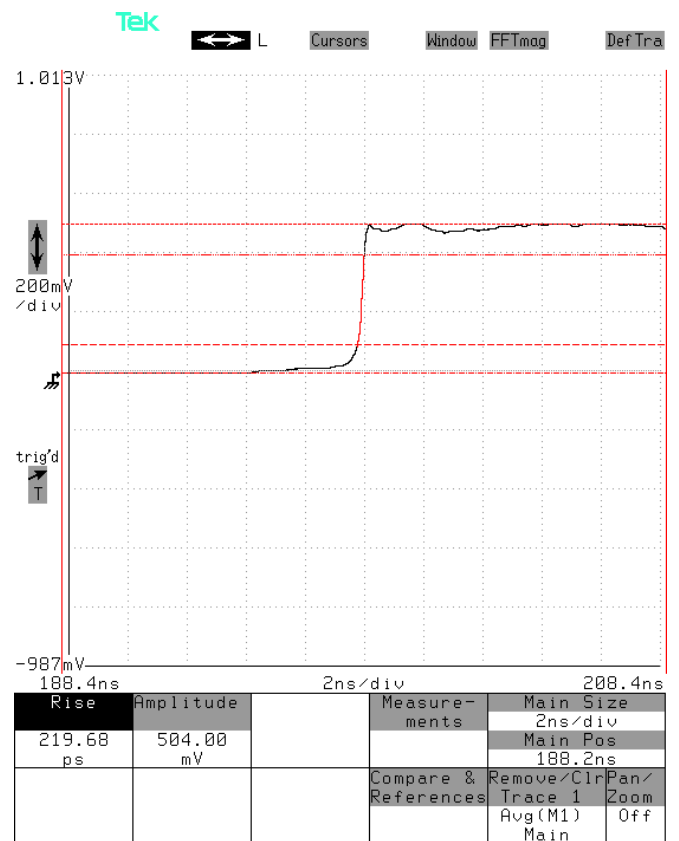


Top: +250V voltage waveform (measured at clamping cable). Bottom: Output of A6303 probe, viewed with TDS3052 scope. The A6303 probe is clamped to the shorting cable.

OUT2: 100 ns Pulse into a 50Ω Test Load

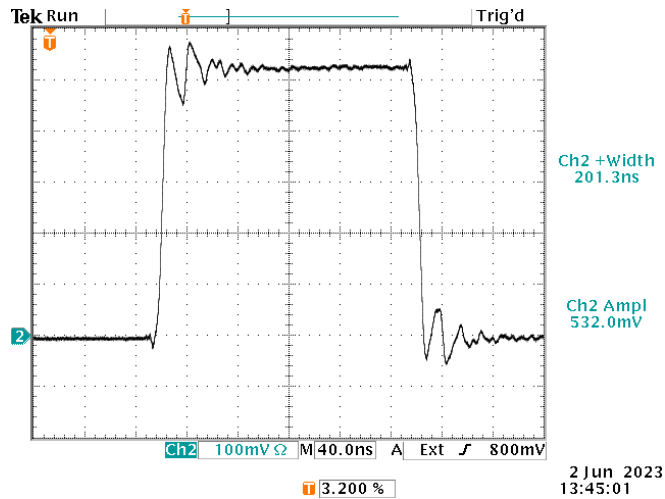


20 V/div (200 mV/div x 40 dB), 50 ns/div.
"OUT2" into a sampling oscilloscope.

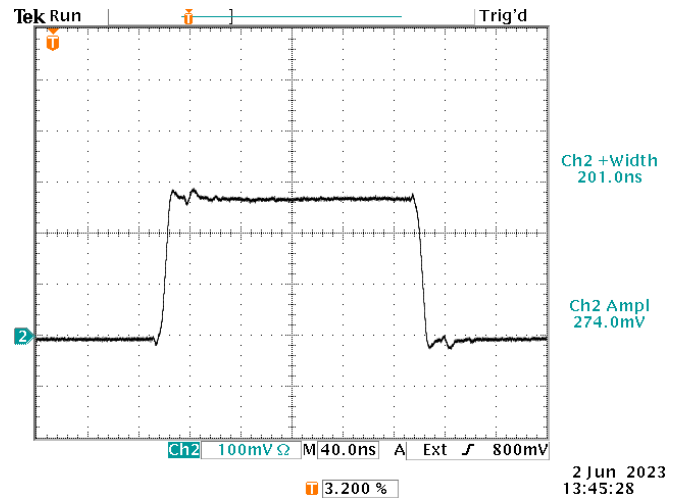


Same, but scaled at 2 ns / div to show rising edge.

OUT2: 200 ns Pulse using AVX-TEK3-TM2 and P6042 Probe

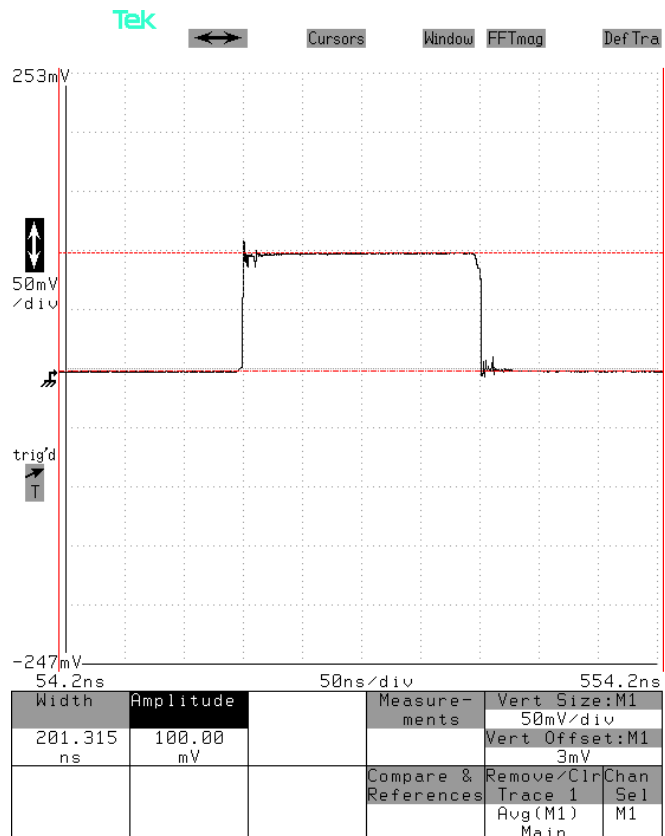


Output of P6042 probe, viewed with TDS3052 scope. The P6042 probe is clamped to the shorting cable.

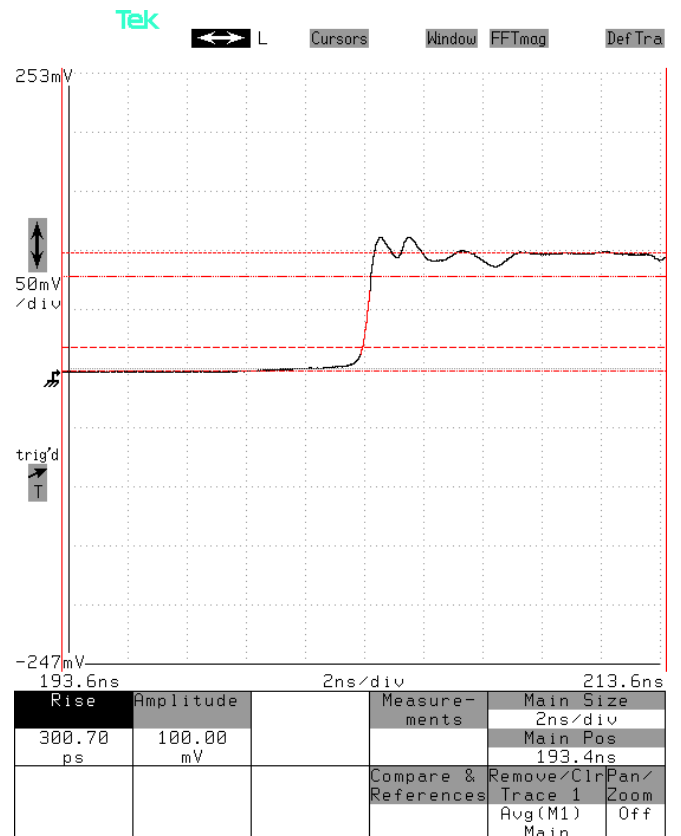


Output of P6042 probe, with a 6 dB attenuator installed between the OUT2 connector and the cable to the output module. The 6 dB attenuator tends to absorb transmission line reflections.

OUT2: 200 ns Pulse using AVX-TEK3-TM3 and CT2 Probe



Output of CT2 with a +50V/1A input. 500 mV/div (50 mV/div x 20 dB), 50 ns/div. "OUT2" into a sampling oscilloscope.



Same, but scaled at 2 ns / div to show rising edge.