

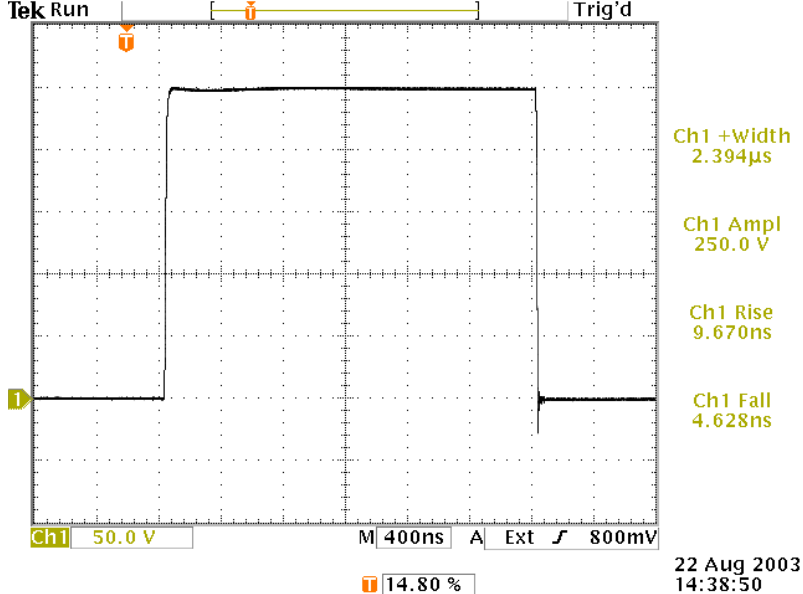
PULSE GENERATOR
PERFORMANCE CHECK

Model: AVR-3-PW-C-P-TEK2

S.N.: 10708

Date: August 22, 2003

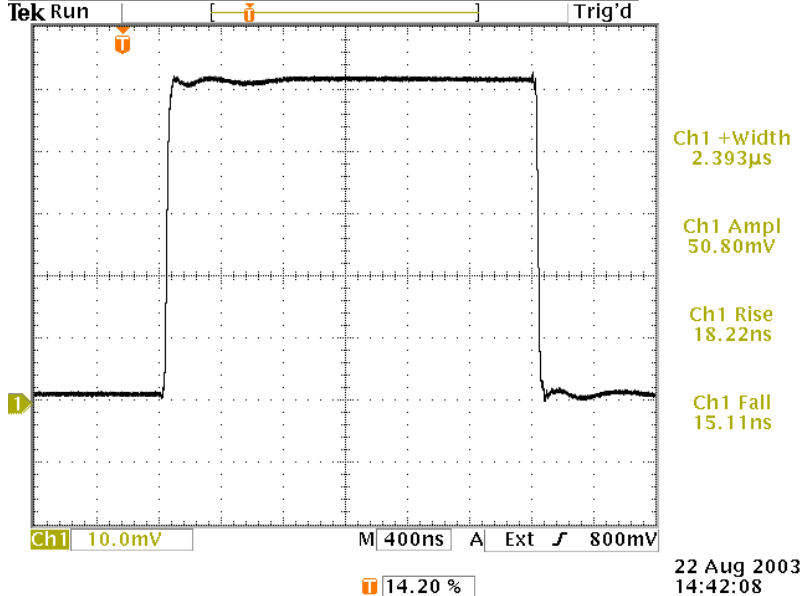
Narrow Pulse to External 50 Ohm Load Test:



Output of "OUT" connector, terminated into an external 50 Ohm load. Viewed with TDS3052 scope. 50V/div, 400 ns/div.

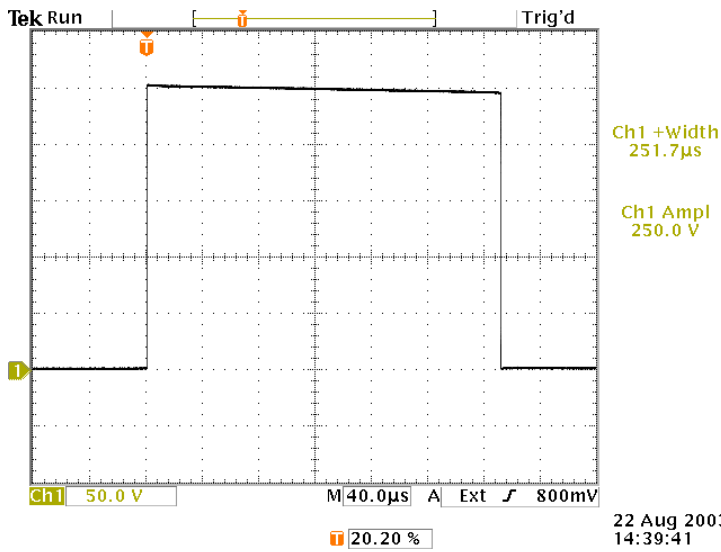
- a) Output Signal Amplitude: 0 – 250 Volts to 50 Ohms (i.e., 0 to +5 Amps)
- b) Pulse Width: 0.25 - 250 µs (maximum duty cycle 0.25%)
- c) Rise Time: < 10 ns (20-80%)
- d) Fall Time: < 10 ns (80-20%)
- e) PRF: 0 - 10 kHz (maximum duty cycle 0.25%)
- f) Jitter, Stability: OK
- g) Prime Power: 120/240V AC, 50-60 Hz.
- h) Adjustments made: None required.

Narrow Pulse to A6303 Probe and Internal Load Test:



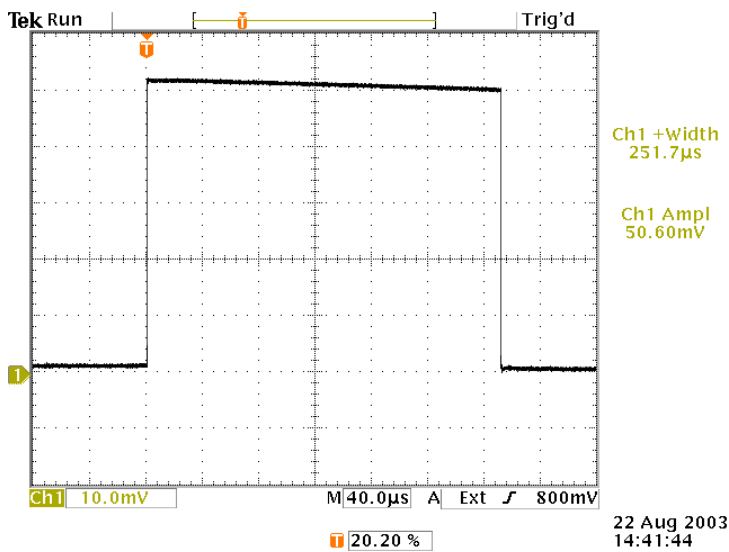
Output of A6303 probe, viewed with TDS3052 scope. The A6303 probe is clamped to the shorting bar.

Wide Pulse to External 50 Ohm Load Test:



Output of "OUT" connector, terminated into an external 50 Ohm load.
Viewed with TDS3052 scope. 50V/div, 40 us/div.

Wide Pulse to A6303 Probe and Internal Load Test:



Output of A6303 probe, viewed with TDS3052 scope.
The A6303 probe is clamped to the shorting bar.

Rise, fall time reference levels: 20%, 80%.